



Bal Bharati
PUBLIC SCHOOL
NTPC-NSTPS, NABINAGAR, AURANGABAD, BIHAR-824303
CBSE AFFILIATION NO. 330932

SUMMER HOLIDAY HOMEWORK

SESSION: 2025-26

I AM _____

I STUDY IN _____

MY ROLL NO. IS _____





PRINCIPAL MESSAGE

Dear Parents,

Greetings of the day! As we approach the summer vacation, I would like to extend my heartfelt thanks to you for your constant support and cooperation throughout the academic session so far. Together, we have been able to guide and motivate our students towards holistic growth and now it's time for them to take a well-deserved break.

Summer is a season of both fun and caution. We request you to kindly ensure that your ward stays hydrated, eats nutritious seasonal fruits, and avoids going out during peak heat hours. Encourage them to wear light, comfortable clothing and follow a healthy daily routine.

This break is also a wonderful opportunity for children to develop life skills, pursue hobbies, read good books and spend quality time with family. We encourage you to engage your child in constructive activities, light revision and creative learning experiences that enhance their curiosity and confidence. You can teach your ward tasks which will lead him/her to be self-dependant. Some of the tasks include age appropriate cooking, cleaning, gardening, household purchases, housekeeping etc. Please do not forget prayers and expression of gratitude. Also, have family meals together and develop good bonding within the family.

We also request your support in ensuring that the holiday homework is completed sincerely and submitted on time. While academics are important, this break should also be a time for rest, reflection and emotional well-being.

Let us work together to make this summer break safe, healthy, and enriching for our children. Looking forward to welcoming them back refreshed and re-energized.

Warm regards,

Sarika Kute

Principal

Bal Bharati Public School, Nabinagar



**SUMMER HOLIDAYS HOMEWORK
CLASS- II
SUBJECT- ENGLISH**

**CLASS II – ENGLISH
SUMMER HOLIDAYS HOMEWORK**

1. Reading Time:

Read any 2 short English stories (from a book or your textbook).

Write the name of the stories and 3 new words you learned from each.
(Parents can help with reading if needed.)

2. Vocabulary Practice:

Learn the spellings of these 15 words:

family, summer, holiday, happy, sunshine, flower, school, garden, water, fruits, clean, morning, evening, picnic, friends.

3. Creative Writing:

Write 5-6 sentences on "My Best Friend".

Write 5-6 sentences on "My Favourite Fruit".

4. Fun Activity:

Draw and colour a picture of "A Garden in Summer".

Label 5 things in English (e.g., sun, flower, tree, butterfly, grass).

Note for Parents:

Please guide your child to complete a little work daily with enjoyment. Regular practice will help strengthen their skills in a joyful way.



Summer Vacation Holiday Homework

Class: II

Subject: Computer Science

Chapters Covered:

- **Chapter 1:** Computer at Various Places
- **Chapter 2:** Computer and Its Components



Homework Tasks:

1. 🧠 **Art Integrated Project (Hard Copy):**
 - Make a colourful chart or A4 sheet collage showing **places where computers are used** (e.g., school, bank, hospital, airport, home, etc.).
 - Draw or paste pictures and label each one.
 - Add a short caption: *“Computers help us everywhere!”*
2. 📖 **Book Work:**
 - Complete all **exercise questions** from both chapters in your book.
 - Include the following:
 - **Fill in the blanks**
 - **True/False**
 - **Match the following**
 - **Answer the following questions**
3. ✍️ **Writing Task:**
 - Write **3–4 sentences** on:
 - *“How do computers help us in our daily life?”*
 - *“Name any 3 components of a computer and write their use.”*



Submission: First working day after summer vacation



Note: Write your **name, class, and section** on all your work. Keep it **neat, colourful, and creative!**



SUMMER VACATION HOLIDAY HOMEWORK

CLASS – 2

LEARN THE FOLLOWING SPELLING – (01 spelling everyday)

- | | | |
|--------------------|-------------------|-------------|
| 1. Mathematics | 13. Ascending | 25. Cone |
| 2. Number | 14. Descending | 26. Shapes |
| 3. Horizontal line | 15. Skip counting | 27. Figures |
| 4. Vertical line | 16. Arrange | 28. Roll |
| 5. Slanting line | 17. Rectangle | 29. Slide |
| 6. Curved line | 18. Square | 30. Surface |
| 7. Figure | 19. Triangle | 31. Plane |
| 8. Forward | 20. Circle | 32. Curved |
| 9. Backward | 21. Cube | 33. Object |
| 10. Count | 22. Cuboid | 34. Open |
| 11. Before | 23. Sphere | 35. Close |
| 12. After | 24. Cylinder | 36. Flat |

** ** learn table 1-10 and write TWO times in copy.

** Complete Project Pg – 19 from book





Worksheet 02

SESSION – 2025-26

Subject: Maths


Name _____

Roll No _____

Class: II





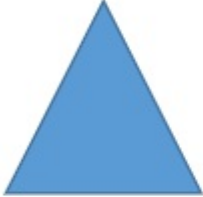

CH – 2 – SHAPES (2D)

Q1. Count the number of shapes from the picture below and colour the same number of boxes according to the shape:



7				
6				
5				
4				
3				
2				
1				
0				

Q2. Tick the closed figures given below:

Shapes	Name of the shape	Number of Sides	Number of corners	Tick the correct option: All sides/ opposite sides are equal.
				
				
				
				

Q3. Fill in the following table with proper information.

Does it Roll or Slide

Q4.

Identify and tick the correct option for each object



a. Roll b. Slide c. Roll & Slide




a. Roll b. Slide c. Roll & Slide



a. Roll b. Slide c. Roll & Slide



a. Roll b. Slide c. Roll & Slide



a. Roll b. Slide c. Roll & Slide



a. Roll b. Slide c. Roll & Slide



a. Roll b. Slide c. Roll & Slide



a. Roll b. Slide c. Roll & Slide



Bal Bharati
PUBLIC SCHOOL
NPGC NABI NAGAR, BIHAR
CBSE AFFILIATION NO. 330932

Worksheet 03

SESSION – 2025-26

Subject: Maths










Name _____

Roll No _____

Class: II _____

CH – 2 – SHAPES (3D)

Q1. Tick the shape which best matches the real life object in the picture.

		
Cone / Cube / Cylinder	Cone / Sphere / Cylinder	Cylinder / Cone / Cube
		
Cone / Cube / Cylinder	Sphere / Cube / Cylinder	Cone / Sphere / Cylinder
		
Cone / Sphere / Cylinder	Cone / Cube / Cylinder	Sphere / Cone / Cube

Q2. Fill the box:

Name of the shape	Draw picture	Surface			Example (2 each)
		Plane	Curved	Total	
Cone					
Cube					
Sphere					
Cuboid					
Cylinder					

Q3. Match the following:

- I have only curved faces and no flat face. A planet looks like me.
- I have two plane surface and one curved surface. A tube light looks like me.
- I have a curved surface and a corner. An ice crème is my best friend.
- I am a solid shape and all my sides are equal. I look like a dice.
- I have 12 surfaces and my sides are not equal. An Almira looks like me.





SUMMER HOLIDAY ASSIGNMENT
SESSION-2024-25
CLASS-II

SUBJECT- EVS **NAME:** _____

ROLL NO: ____

1. Match the following: -

- | | |
|---------------|------------|
| a) Top | 1) Stomach |
| b) Bottom | 2) Head |
| c) Middle | 3) Foot |
| d) Hand Joint | 4) Knee |
| e) Leg Joint | 5) Elbow |

2. Fill in the blanks

Smell, taste, see, hear, feel

- a) I candifferent shapes.
- b) I cansweets.
- c) I canhot milk.
- d) I cansweet fragrance of flowers.
- e) I cansoft music.

3. Write your favorites –

a) Animal - _____



b) Hobbies - _____



c) Subject - _____



d) Food - _____



4. Arrange the names of the body parts: -

a) ULNSG: - _____ b) DIKYNE: _____

d) MAOTSHC: _____ e) RBINA: _____

5. Write the following in the correct order: -

a) Small puppy young puppy dog

_____, _____, _____.

b) Man

baby

boy

old man

6. What is external and internal organs? give the examples.

Project Work: - (Do any two)

1. 5th June is World Environment Day — Make it special!

Create a 'Thank You' card using best out of waste materials.

Helpers are people who help us every day, such as nurses, teachers, peons, gardeners, postmen, drivers, sweepers etc.

Collect old greeting cards, gift wrappers, buttons, ribbons, etc., and make a 'Thank You' card using an A4-sized sheet for any helper in your school.



2. Make a 2D or 3D Family Tree

Use waste materials available at home like cardboard, old plastic glasses/plates, used gift wraps, etc., and paste or draw pictures of all your family members — including grandparents, parents, uncles, aunts, and cousins.

Link for the activity - <https://www.youtube.com/watch?v=xgX7ErbBShU>

3. Prepare a colorful project on the topic 'Sense Organs'

Explain the five sense organs, their functions, and give examples.

Decorate the project with drawings or pictures to make it attractive.



Kindly click on the following link given below. Students can watch the

following YouTube videos for their assistance: -

<https://www.youtube.com/watch?v=SUt8q0EKbms> Body Parts

<https://www.youtube.com/watch?v=9nTUZNz49aU> Sense Organs

<https://www.youtube.com/watch?v=RcTiqnGoBAU&t=143s> Internal and External Organs



ग्रीष्मावकाश गृहकार्य (2025-2026)

कक्षा - द्वितीय

विषय- हिंदी

निर्देश

- ❖ हर गतिविधि को आनंद और उत्साह के साथ करें।
- ❖ परिवार के साथ अधिक समय बिताएं और नई चीजें सीखें।
- ❖ अपने अनुभव को रचनात्मक तरीके से व्यक्त करने का प्रयास करें।

1. खेल और भाषा कौशल

घर के किसी कमरे में वस्तुओं को देखें और उनके नाम हिंदी में बोलें। इन नामों से छोटे- छोटे वाक्य बनाएँ। (जैसे - "यह एक लाल किताब है")।

2. पौधारोपण

घर में एक पौधा लगाएँ और रोज़ उसमें पानी दें। पौधे का एक नाम दें, उनके साथ समय बिताएँ और उसके बढ़ने की प्रक्रिया देखें। अपने अनुभवों को कक्षा में साझा करें।

3. सामुदायिक और सामाजिक गतिविधियाँ (मदद और सेवा)

घर के छोटे- छोटे कामों (जैसे - बिस्तर ठीक करना, पानी देना आदि) में माता-पिता की मदद करें। उनके साथ मिलकर काम करने का आनंद लें।

4. कला और रचनात्मकता

रंगीन कागज, अखबार, जूते के डिब्बे, पत्थर, पत्तियों, और फूलों का उपयोग करके एक सुंदर आकृति बनाएँ। इसे अपने कमरे में सजाएँ। माता- पिता की सहायता से फोटो खींचकर विषय अध्यापिका को भेजें ।

5. सुलेखन अभ्यास

पिटारा पुस्तिका- पाठ 4 और 5 से सुलेख की कॉपी में तीन पेज सुलेख अभ्यास करें।