



Bal Bharati
PUBLIC SCHOOL
NTPC-NSTPS, NABINAGAR, AURANGABAD, BIHAR-824303
CBSE AFFILIATION NO. 330932

SUMMER HOLIDAY HOMEWORK

SESSION: 2025-26



I AM _____
I STUDY IN _____
MY ROLL NO. IS _____



PRINCIPAL MESSAGE



Dear Parents,

Greetings of the day! As we approach the summer vacation, I would like to extend my heartfelt thanks to you for your constant support and cooperation throughout the academic session so far. Together, we have been able to guide and motivate our students towards holistic growth and now it's time for them to take a well-deserved break.

Summer is a season of both fun and caution. We request you to kindly ensure that your ward stays hydrated, eats nutritious seasonal fruits, and avoids going out during peak heat hours. Encourage them to wear light, comfortable clothing and follow a healthy daily routine.

This break is also a wonderful opportunity for children to develop life skills, pursue hobbies, read good books and spend quality time with family. We encourage you to engage your child in constructive activities, light revision and creative learning experiences that enhance their curiosity and confidence. You can teach your ward tasks which will lead him/her to be self-dependant. Some of the tasks include age appropriate cooking, cleaning, gardening, household purchases, housekeeping etc. Please do not forget prayers and expression of gratitude. Also, have family meals together and develop good bonding within the family.

We also request your support in ensuring that the holiday homework is completed sincerely and submitted on time. While academics are important, this break should also be a time for rest, reflection and emotional well-being.

Let us work together to make this summer break safe, healthy, and enriching for our children. Looking forward to welcoming them back refreshed and re-energized.

Warm regards,

Sarika Kute

Principal

Bal Bharati Public School, Nabinagar



SUMMER VACATION HOLIDAY HOMEWORK

CLASS I

SUBJECT - ENGLISH

1. Reading Time:

Read any 2 small English stories (from a book or your textbook).

Tell the story to your parents in your own words.

Learn 5 new words from the stories.

2. Vocabulary Practice:

Learn the spellings of these 10 words:

sun, moon, star, flower, tree, cat, dog, ball, book, chair.

3. Creative Writing: Do in English Copy

Write 3-4 sentences on "My Favourite Toy".

Write 3-4 sentences on "My Family".

(Parents may help frame the sentences.)

4. Fun Drawing Activity:

Draw and colour a picture of "The Sun and the Garden".

Label at least 3 things in English (e.g., sun, tree, flower).

Note for Parents:

Please encourage your child to complete the homework with fun and love. A little daily practice will improve their reading, writing, and confidence.

विषय- हिंदी

निर्देश

- ❖ हर गतिविधि को मस्ती और उत्साह के साथ करें।
 - ❖ परिवार और दोस्तों के साथ समय बिताएं।
 - ❖ नई चीज़ें सीखने और अनुभव करने की कोशिश करें।
1. घर के आस-पास उड़ने वाले पक्षियों या जानवरों को ध्यान से देखें। उनकी आवाज़ सुनें और उनके रंग पहचानें। कक्षा में सुनाएँ।
 2. वर्ण गीत को गाकर अभ्यास करें। परिवार के सदस्यों के सामने अभिनय के साथ गायन प्रस्तुत करें।
<https://youtu.be/rY6d4PhYP84?feature=shared>
 3. मात्रा अभ्यास करें। घर के सदस्यों द्वारा बोले गए शब्दों को ध्यान से सुनें और उनकी मात्रा का पहचान करें। (प्रतिदिन पाँच शब्द)
 4. रात में सोने से पहले प्रतिदिन कोई भी एक व्यंजन लेकर उसका दसखड़ी अभ्यास करें और अपने माता या पिता को सुनाएँ।
 5. परिवार के साथ समय बिताएँ और सभी सदस्यों के नाम हिंदी में बोलने और लिखने का अभ्यास करें। (दादा- दादी , नाना- नानी , चाचा- चाची , मामा - मामी , माता - पिता , भाई- बहन आदि)

SUBJECT - MATHS

TASK 1: LEARN THE FOLLOWING SPELLING – (01 spelling everyday)

- | | | |
|----------|-----------------|----------------|
| 1. Big | 13. Bottom | 25. Equal |
| 2. Small | 14. Outside | 26. Greatest |
| 3. Long | 15. Inside | 27. Smallest |
| 4. Short | 16. On | 28. Before |
| 5. Tall | 17. Under | 29. After |
| 6. Thick | 18. Height | 30. Between |
| 7. Thin | 19. Mathematics | 31. Reverse |
| 8. Heavy | 20. Number | 32. Forward |
| 9. Light | 21. Comparison | 33. Backward |
| 10. Near | 22. Counting | 34. Ascending |
| 11. Far | 23. More | 35. Descending |
| 12. Top | 24. Less | |

TASK 2: Learn spelling 1 – 100 and write one time in maths copy.

TASK 3: Learn table 1, 2, 3 and write one time in copy.

TASK 4: PROJECT

OBJECTIVES- This activity encourages young children to develop fine motor skills and shape recognition abilities by creating a scene using 2D shapes. Label each shape with its name. An example is provided below for reference, but feel free to use your creativity to design a unique scene. Remember, duplicates of the example won't be accepted.

MATERIAL REQUIRED: WASTE CARDBOARD (ANY SIZE), COLOURED PAPER, SCISSORS AND FEVICOL

Create a colourful picture by combining different shapes on A4 size sheet. The pictures can be a scenery, robot, animal etc.



Sample picture:



TASK 5: Solve the following worksheet

Submission: First working day after summer vacation



Worksheet 02

SESSION – 2025-26

Subject: Maths

Name _____

Roll No _____

Class: I

CH – 2 – PRE-NUMBER VOCABULARY

Look at the pictures below and circle the correct answer.

Q1.

Which is bigger?



Q2.

Which is smaller?



Q3.

Which has shorter ears?



Q4.

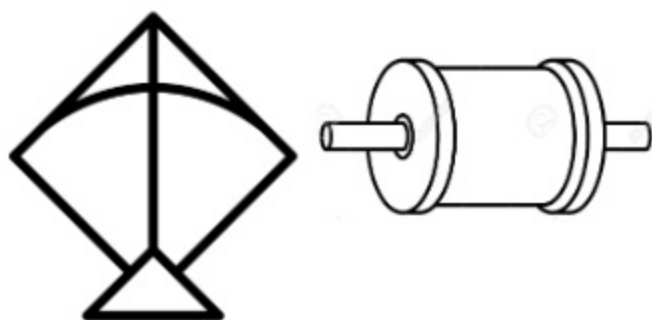
Which has longer legs?



Q5. Tick the items lying on the table and cross the items lying under the table



Q6. Colour the heavier object



Q7. Colour the lighter object:




Q8. Colour the shorter object



Q9. Colour the taller object



Q10. Draw a thinner candle and colour



Q11. Tick the thinner plank:



Q12. Look at the picture carefully and write whether the boy is near or far from the object:





Bal Bharati
PUBLIC SCHOOL
Nabinagar, Aurangabad
CBSE Aff. No. - 330932

SUMMER HOLIDAYS ASSIGNMENT

WORKSHEET 02

SESSION 2025-2026

Class- I

SUBJECT- EVS

NAME-_____ Roll No._____

Q1.

ALL ABOUT

I am **years old**

I Live with

My Friends Are

I like to watch

Favorite activities

My Favorite:

COLOR: _____

FOOD: _____

ANIMAL: _____

BOOKS:

I am good at

When I grow up I want to be...

Q2. Use the right verb for each sentence.






Smell

touch

see

taste

hear

- I. I can _____ silk with my hands. 
- II. I can _____ children playing with the ball. 
- III. I can _____ sweet chocolate. 
- IV. I can _____ my mother's voice from the kitchen. 
- V. I can _____ smoke in the house. 

Q3. Unscramble the letters to write the names of body parts -

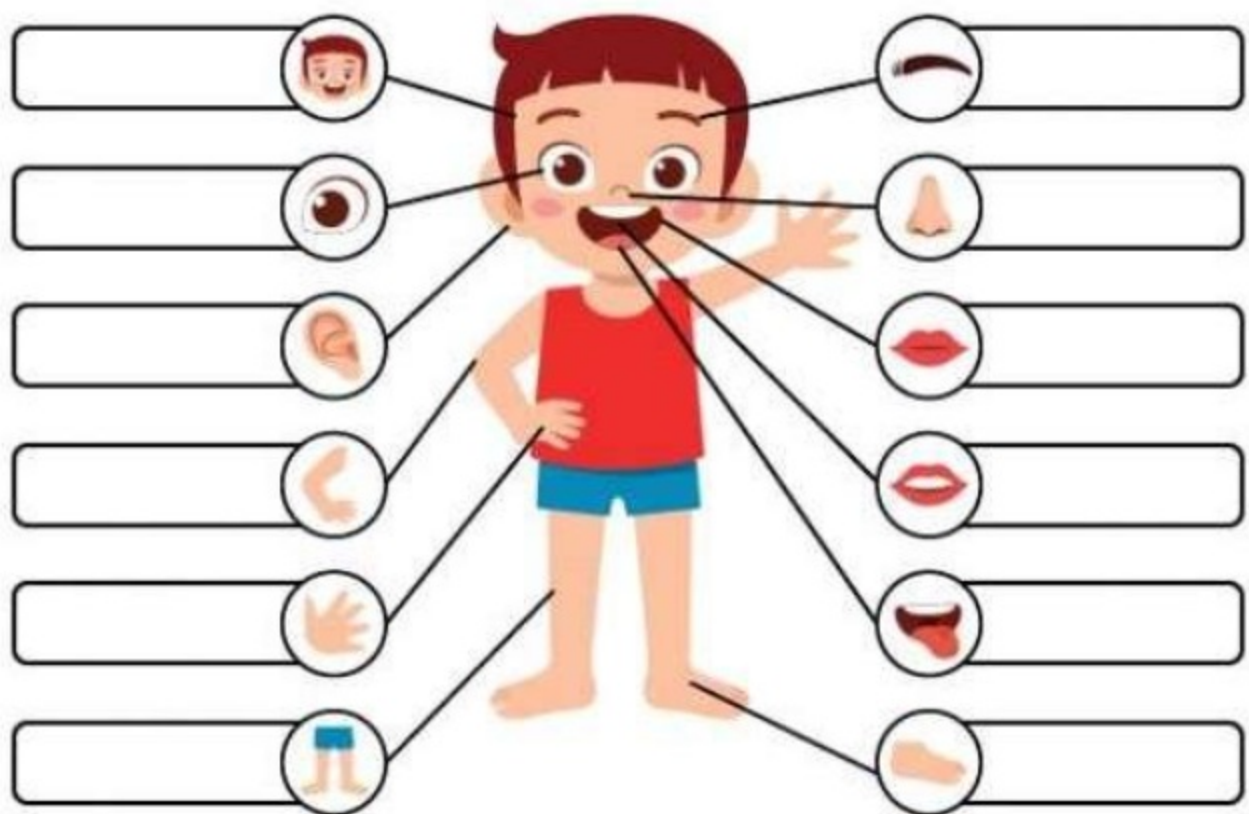
1. ehad : _____ 5. eots: _____
2. hria : _____ 6. neek : _____
3. hnad : _____ 7. mothu : _____
4. stamcho : _____ 8. slohuedr: _____

Q4. Let's read and color

1. The sun is yellow.
2. I saw a blue bird in the sky.
3. The grass is green.
4. There is an owl on the fence.
5. The owl is orange and the fence is gray.
6. The flowers are red.



Q5. Look at the picture and write the correct word in the blank.



- | | | | |
|--------|-----------|--------|----------|
| • Head | • Eyebrow | • Arm | • Mouth |
| • Eye | • Nose | • Hand | • Tongue |
| • Ear | • Lip | • Leg | • Foot |

Q6. Have a close look at your surroundings while you are in the park. Observe how beautiful the flowers and plants are, how people are having fun and all the activities that you do to make your day a memorable one. On a drawing sheet, using materials such as dried leaves, flowers, pencil shavings, cotton etc create a scene of the park you visited.






Subject: Computer Science


Chapters Covered:

- **Chapter 1:** Computer – A Magic Machine
- **Chapter 2:** Computer – Its Parts and Uses

Homework Tasks:

1.  **Drawing Activity (Art Integrated Project – Hard Copy):**
 - Draw and color a **computer system** (including monitor, keyboard, CPU, mouse, and printer)
 - Label each part clearly.
 - Use A4 or chart paper for the drawing.
2.   **Think & Write (Optional):**
 - In 2–3 simple lines, write **why a computer is called a magic machine**.
 - Parents can help the student understand and write.

Submission: First working day after summer vacation

 **Note:** Write your **name, class, and section** clearly on all submitted sheets. Ensure neatness and creativity in your work!