



SUMMER HOLIDAY HOME WORK

SESSION-2024-25

I AM _____

I STUDY IN _____

MY ROLL NO IS _____





Bal Bharati
PUBLIC SCHOOL
Nabinagar, Aurangabad
CBSE Aff. No. - 330932

ग्रीष्मकालीन गृहकार्य

कक्षा - प्रथम

विषय- हिंदी

दिनांक - _____

नाम _____

1. सभी वर्णों से वर्ण वृक्ष बनाएँ |
2. बारहखड़ी का बोल - बोलकर अभ्यास करें |
3. पाठ - 1. (अ) उपवन चल ,2. (आ) बाजार जा तथा 3. (इ) पिकनिक का पठन अभ्यास करें |
4. अ से लेकर श्र तक वर्ण लिखें -

5. स्वरों की मात्रा लिखें -

अ - _____

आ - _____

इ- _____

ई- _____

उ- _____

ऊ- _____

ऋ- _____

ए- _____

ऐ - _____

ओ- _____

औ - _____

6. दो अक्षरों वाले शब्द बनाएँ -

च + ढ = _____

ड + र = _____

म + त = _____

त + न = _____

म + न = _____

7. तीन अक्षरों वाले शब्द बनाएँ-

अ + क्ष + र = _____

क + म + ल = _____

म + ट + र = _____

स + म + य = _____

अ + म + र = _____

8. चार अक्षरों वाले शब्द बनाएँ-

अ + ज + ग + र = _____

ब + र + ग + द = _____

न + ट + ख + ट = _____

अ + द + र + क = _____

क + स + र + त = _____

9. शब्द बनाएँ -

छा + ता =

का + ला =

मा + ता =

खा + स =

ला + ल =

का + का =

आ + म =

ना + ला =

का + र =

पा + स =

आ + हा + र =

दा + ना =

जा + ल =

बा + जा + र =

दा + ना =

गा + ज + र =

आ + ना + र =

आ + धा + र =

आ+स+मा+न =

आ+हा+ता =

ब+ल+वा+न =

खा+न+दा+न =

म+त+वा+ला =

चित्र देख कर रिक्त स्थान की पूर्ति करो।

- यह..... का पेड़ है।



- यह मेरा है।



- वह एक है।



- यह हरे रंग का..... है।



- यह..... है।



- फलों का राजा है।



- यह एक है।





SUMMER BREAK HOLIDAY HOMEWORK

Class-1

Subject - English

Name: _____

1. Prepare a beautiful card on the occasion of Mother's day. Write 5 lines about your mother.
2. Cut and draw pictures to make a collage of all your favourite things, you may use any A4 size sheet or chart paper.
3. Learn the phonics of alphabet.
4. Make any one educational DIY.
5. Read one page daily.
6. Learn 5 new words daily.
7. Practice one-page handwriting every day.
8. Visit your neighborhood market with a family member.
 - a) What do you see in the market?
 - b) Draw any two things and write their names correctly. Then colour the pictures. You may use any A4 size sheet/ chart paper.
9. Write these words in alphabetical order.
 - a) Nose, Key, Orange
_____, _____, _____.
 - House, Goat, Mat
_____, _____, _____.
 - b) Rose, Lily, Tulip
_____, _____, _____.
 - c) watermelon, Grapes, Pear
_____, _____, _____.

10. Unscramble these letters to form new words. Write their correct spellings. The pictures and hints will help you.

a) Hint- a place where you go to study

shcolo

_____.

b) Hint- an outdoor game

trickce

_____.

c) Hint- a fruit with yellow skin

ganmo

_____.

d) Hint- a sweet food

acek

_____.

d) Hint- a vegetable with brown skin

optota

_____.



SUMMER VACATION HOLIDAY HOMEWORK


Class – 1

Task 1: Learn the following vocabularies:


Chapter – 1 : Grouping				
Group	Fruit	Vegetables	Proper	Sticker
Object	Belong			
Chapter 2 : Pre Number Vocabulary				
Number	Big Bigger Biggest	Small Smaller Smallest	Long Longer Longest	Short Shorter Shortest
Tall Taller Tallest	Thick Thicker Thickest	Thin Thinner Thinnest	Heavy Heavier Heaviest	Light Lighter Lightest
Near Nearer Nearest	Far Farther Farthest	On	Under	Top
Bottom	Inside	Outside		
Chapter 3: Numbers – One to Nine and Zero				
Zero	Series	Match	Observe	Following
Count	Name			
Chapter 4: Numbers from 10 - 20				
Tens	Ones	Missing	Comparison Compare	More
Less	Equal	Collection	Greatest	Smallest
Before	After	Between	Number line	Backward
Forward	Reverse	Ascending	Descending	Arrange

Here are some pictures to understand better`.

1. Big, Bigger, Biggest



2. Small, Smaller, Smallest



3. Long, Longer, Longest



Longest




Longer



Long

4. Thick and Thin




Thick




Thin

5. Tall, Taller, Tallest

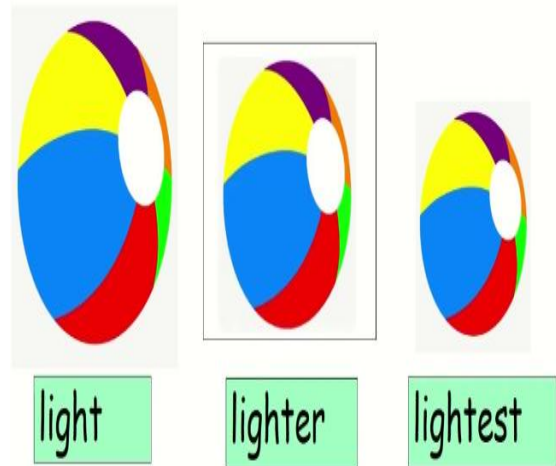
6. Short, Shorter, Shortest



7. Heavy, Heavier, Heaviest



8. Light, Lighter, Lightest



9. Near and Far




10. Top, Bottom, Outside, Inside, Under, On, In



OUTSIDE



INSIDE



1 – One	2 – Two	3 – Three	4 – Four	5 – Five
6 – Six	7 – Seven	8 – Eight	9 – Nine	10 – Ten
11 – Eleven	12 – Twelve	13 – Thirteen	14 – Fourteen	15 – Fifteen
16 – Sixteen	17 – Seventeen	18 – Eighteen	19 – Nineteen	20 – Twenty
30 – Thirty	40 – Forty	50 – Fifty	60 – Sixty	70 – Seventy
80 – Eighty	90 – Ninety	100- Hundred		

Task – 2 : Learn the Table 1 – 7

Task 3: Project –

Read the following instructions and draw a picture in a white chart paper:

I have one big house. One should use two stairs to enter the front door.

It has four windows and three doors

Five birds are singing on the roof.

Six tall trees beside the house gives delicious fruit.

Seven rainbow colour flowers bloom in the front of the house.

HOLIDAY HOMEWORK

SUBJECT-COMPUTER

NAME- _____

Q1. Multiple choice Questions.

- This is not a natural thing.
 - An Apple
 - A boy
 - A car
- Which one of the following works on human instructions?
 - Bird
 - washing machine
 - Tree
- This is a smart machine.
 - A computer
 - Cycle
 - Scissors
- Which of the following is not a type of computer?
 - Laptop
 - Tablet
 - Bicycle
- This is not a man-made thing.
 - Clock
 - Mountains
 - Microwave

Q2. Write (T) for true and (F) for false.

- Natural things are made by humans
- Tablet is a type of computer.'
- A machine gets tired.
- A computer never makes mistakes.
- A clock is a machine.

Q3. Fill in the blanks

Computer, Non-living, Smartphone, Desktop, Remote Control

- A computer that has different parts connected by wires is known as a _____
- A _____ can store information.
- A mobile phone that works like a computer is called a _____.
- A _____ runs on battery.
- Man-made things are _____ things.


Q4. Match the following.

- Aeroplan
 - Bicycle
 - Torch
 - Microware
 - Computer
- runs on human power
 - a smart machine
 - it is an electronic machine
 - runs on fuel
 - runs on battery

Q5. Identify the machine that runs on human power circle them.



Q6. Identify the machine that runs on electricity circle them.



Q7. Identify the natural things and circle them.



Q8. Identify the Man-Made things and circle them.



Activity: - 1. Draw a simple picture of train using the different shapes in MS Paint.

2. Draw a simple picture of a doll using the different shapes in MS Paint.



Bal Bharati
PUBLIC SCHOOL
NPGC NABI NAGAR, BIHAR
CBSE AFFILIATION NO. 330932

SUMMER HOLIDAY HOME WORK

CLASS -1

SUBJECT- EVS

1. Create a drawing or a model of your home. Label different parts of the house such as bedroom, kitchen, living room, etc. Write a sentence or two about your favorite spot in your home.

2. Create a collage of healthy habits that are good for the body. Include pictures or drawings of activities like eating fruits and vegetables, exercising, brushing teeth, washing hands, and getting enough sleep.

(N.B – for drawing and collage use the white page of your EVS notebook.)